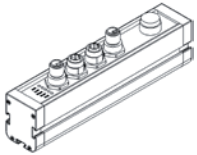


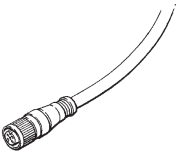
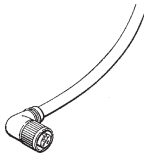



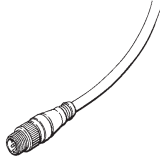
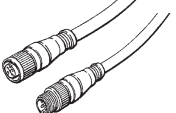

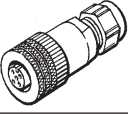
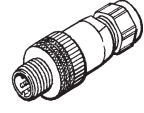
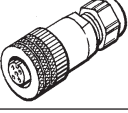
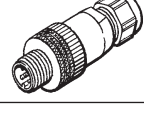


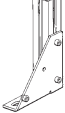




| DESIGNATION  |   | ART.NR    | DESCRIPTION  |
|--|---|-----------|--|
| Tina Duo 2   |    | 20-052-35 | Expansion and local reset unit for sensors to Vital and Pluto. Integral reset button.  |
| <b>Connectors and cables</b>                         |   |           |  |
| M12-3A   |    | 20-055-00 | M12 'Y' connector for serial connection of all safety devices eg. Spot transmitter/receiver, Eden, E-stops, Switches, Safety strips, Bumpers , Mats etc. |
| M12-3B   |    | 20-055-01 | M12 'Y' connector for connection of Spot light beam or parallel connection of eg. Eden to Tina 4A/8A or other parallel connection requirements.          |
| M12-C61  |    | 20-056-00 | 6 m cable 5 x 0.34mm <sup>2</sup> + screen with straight M12 female connector.   |
| M12-C101   |   | 20-056-10 | 10 m cable 5 x 0.34mm <sup>2</sup> + screen with straight M12 female connector.  |
| M12-C201   |   | 20-056-14 | 20 m cable 5 x 0.34mm <sup>2</sup> + screen with straight M12 female connector.  |
| M12-C61V   |   | 20-056-01 | 6 m cable 5 x 0.34 mm <sup>2</sup> + screen with angled M12 female connector.  |
| M12-C101V  |   | 20-056-11 | 10 m cable 5x0.34 mm <sup>2</sup> + screen with angled M12 female connector.   |
| M12-C62  |  | 20-056-02 | 6 m cable 5 x 0.34mm <sup>2</sup> + screen with straight M12 male connector. *   |
| M12-C102   |   | 20-056-12 | 10 m cable 5 x 0.34 mm <sup>2</sup> + screen with straight M12 male connector. *   |
| M12-C052   |   | 20-056-16 | 0.5m cable 5x0,34 M12 with straight M12 male connector. *  |
| *screen connected to pin 3 (OVDC) on male connector. |   |           |  |
| M12-C112   |  | 20-056-20 | 1 m cable 5 x 0.34mm <sup>2</sup> + screen with straight female + male connectors.*  |
| M12-C312   |   | 20-056-21 | 3 m cable 5 x 0,34 mm <sup>2</sup> + screen with straight female + male connectors.*   |
| M12-C1012  |   | 20-056-23 | 10 m cable 5 x 0.34 mm <sup>2</sup> + screen with straight female + male connectors.*  |
| *screen connected to pin 3 (OVDC) on male connector. |   |           |  |
| C5   |  | 20-057-00 | Cable 5 x 0.34 mm <sup>2</sup> + screen specify length.  |

| DESIGNATION                            |   | ART.NR    | DESCRIPTION   |
|--|---|-----------|---|
| M12-C63                                |    | 20-056-30 | 6m cable 8x0.34mm <sup>2</sup> + screen with straight M12 female connector.   |
| M12-C103                               |   | 20-056-40 | 10m cable 8x0.34mm <sup>2</sup> + screen with straight M12 female connector.  |
| M12-C203                               |   | 20-056-41 | 20m cable 8x0.34mm <sup>2</sup> + screen with straight M12 female connector.  |
| M12-C134                               |    | 20-056-50 | 1m cable 8x0.34 mm <sup>2</sup> with straight M12 female+male   |
| M12-C334                               |   | 20-056-51 | 3m cable 8x0.34 mm <sup>2</sup> with straight M12 female+male   |
| C8                                     |    | 20-057-10 | Cable 8x0.34 mm <sup>2</sup> + screen specify length.   |
| M12-C01                                |    | 20-055-10 | Straight M12 female connector with cable screw connection. Cable diameter range 2.5 - 6.5 mm. 5-pole.   |
| M12-C02                                |    | 20-055-11 | Straight M12 male connector with cable screw connection. Cable diameter range 2.5 - 6.5 mm. 5-pole.   |
| M12-C03                                |   | 20-055-16 | Straight M12 female connector with cable screw connection. Cable diameter range 2.5 - 6.5 mm. 8-pole.   |
| M12-C04                                |  | 20-055-17 | Straight M12 male connector with cable screw connection. Cable diameter range 2.5 - 6.5 mm. 8-pole.   |
|  |   | 20-055-20 | M12, protection cap for female connector.   |
|  |   | 20-055-21 | M12, protection cap for male connector.   |
| JS SP-1                                |  | 22-070-00 | Protection cap M12  |
| <b>Mounting and mirror accessories</b> |   |           |   |
| JSM 44-L                               |  | 40-001-00 | Post for mirrors and light beam. Aluminium profile 44 x 44 mm, from our guard fencing system QuickGuard, height 1100 mm. Other heights are also available. Delivered with JSM L1A yellow end cap. |
| JSM 36-K2                              |  | 40-030-10 | Floor fixture with screws for mounting to post. Normally two are used per post.   |
| JSM 9                                  |  | 40-007-00 | Angle bracket for mirror  |
| JSM 60-L                               |  | 40-003-00 | Bracket for JSM 9 or JSM 63. Profile attachment (screws included).  |